



**BUREAU OF BUDGET & MANAGEMENT RESEARCH**

OFFICE OF THE GOVERNOR

Post Office Box 2950, Hagåtña Guam 96932

**FELIX P. CAMACHO**  
GOVERNOR

**BERTHA M. DUENAS**  
DIRECTOR

**MICHAEL W. CRUZ, M.D.**  
LIEUTENANT GOVERNOR

SEP 20 2010

The Honorable Judith Won Pat  
Speaker  
I Mina'Trenta Na Liheslaturan Guåhan  
Thirtieth Guam Legislature  
155 Hesler Place  
Hagåtña, Guam 96910

30-10-0879  
Office of the Speaker  
Judith T. Won Pat, Ed. D.  
Date \_\_\_\_\_  
Time \_\_\_\_\_  
Received by \_\_\_\_\_

Dear Speaker Won Pat:

Attached is the monthly comparative revenues and expenditures report as of August 2010 pursuant to §4109 (c) (3) of Title 5 GCA. The report includes preliminary revenue and expenditure totals for the months of October 2009 through August 2010. These reports will be posted shortly on our website.

Should you have any questions, please do not hesitate to call me.

Sincerely,

BERTHA M. DUENAS

Attachment(s)

cc: Chairman, Committee on Appropriations, Taxation,  
Banking, Insurance, Retirement, and Land  
Office of Public Accountability

2010 OCT 25 AM 8:52

Monthly Comparative Reporting Requirement  
Pursuant to §4109 (c) (3) of Title 5 GCA  
General Fund

	A Pursuant to PL 30-55 Chapter I Section 2 as amended by PL 30-196 Chapter XIII Section 21*	B Actual for the Month of August 2010**	C Actual Cumulative August 2010**	(C - A)
<b>GENERAL FUND REVENUES</b>	<u>AMOUNT</u>		<u>AMOUNT</u>	<u>Actual to date vs. Adopted</u>
<b>A. TAXES</b>				
Income Tax				
Corporate	103,059,690	578,828	70,814,846	(32,244,844)
Individual	85,574,693	1,688,676	75,936,468	(9,638,225)
Withholding Taxes, Interest and Penalties	205,705,323	12,019,110	148,292,133	(57,413,190)
Provision for Tax Refund	(134,260,000)	(8,896,737)	(120,657,694)	13,602,306
<b>TOTAL INCOME TAXES</b>	<b>260,079,706</b>	<b>5,389,878</b>	<b>174,385,754</b>	<b>(85,693,952)</b>
Gross Receipts Tax	211,355,131	16,970,531	173,637,269	(37,717,862)
<b>TOTAL TAXES</b>	<b>471,434,837</b>	<b>22,360,409</b>	<b>348,023,023</b>	<b>(123,411,814)</b>
<b>B. FEDERAL SOURCES</b>	<b>42,479,346</b>	<b>3,404,717</b>	<b>37,570,544</b>	<b>(4,908,802)</b>
<b>C. USE OF MONEY AND PROPERTY</b>	<b>599,890</b>	<b>2,244</b>	<b>302,300</b>	<b>(297,590)</b>
<b>D. LICENSES, FEES AND PERMITS</b>	<b>4,942,859</b>	<b>204,460</b>	<b>4,422,209</b>	<b>(520,650)</b>
<b>E. DEPARTMENT CHARGES</b>	<b>1,660,791</b>	<b>210,094</b>	<b>1,575,052</b>	<b>(85,739)</b>
2% General Fund Reserve	(13,107,554)			
<b>TOTAL GENERAL FUND REVENUE</b>	<b>508,010,169</b>	<b>26,181,924</b>	<b>391,893,128</b>	<b>(129,224,595)</b>

Certified By:



SEP 20 2010


Bertha M. Duenas, Director, BBMR

Date

for   
Lourdes M. Perez, Director, DOA

9-20-10

Date

  
Artemio B. Ilagan, Director, DRT

9/21/10

Date

\*Provided by BBMR pursuant to PL 30-55 as amended by PL 30-196.

\*\*Preliminary numbers provided by DOA & DRT, run date as of 09/17/2010, and "Make Work Pay Credit" revenue adjustment of \$32.4 million.

Government Of Guam  
 Combined Comparative Statement Of Revenues  
 General Fund  
 August 31, 2010 & 2009

	August, 2010	For the Months August, 2009	Increase (Decrease)	Fiscal Year 2010	Year-To-Date Fiscal Year 2009	Increase (Decrease)
<b>Income taxes:</b>						
Individual	\$1,688,676	\$1,689,183	(\$507)	\$75,936,468	\$64,165,678	\$11,770,791
Corporation	578,828	2,130,494	(1,551,666)	70,814,846	79,265,169	(8,450,324)
Withholding	11,585,996	13,670,647	(2,084,651)	144,035,275	144,162,233	(126,958)
Withholding - COLA	8,191	53,145	(44,953)	88,403	9,048,216	(8,959,813)
Interest & penalties	424,923	597,886	(172,962)	4,168,455	5,208,467	(1,040,012)
Provision for refunds	(8,896,737)	(4,417,730)	(4,479,007)	(120,657,694)	(81,093,299)	(39,564,395)
<b>Total Income Taxes</b>	<b>5,389,878</b>	<b>13,723,625</b>	<b>(8,333,747)</b>	<b>174,385,754</b>	<b>220,756,465</b>	<b>(46,370,710)</b>
<b>Business privilege taxes:</b>						
Gross Receipts Taxes	16,799,606	14,937,222	1,862,384	170,541,308	169,334,691	1,206,617
<b>Other Taxes:</b>						
Admissions tax	250	238	13	26,626	87,450	(60,824)
Use tax	170,675	270,143	(99,469)	3,069,334	3,386,875	(317,540)
<b>Total Business Privilege Taxes</b>	<b>16,970,531</b>	<b>15,207,603</b>	<b>1,762,928</b>	<b>173,637,269</b>	<b>172,809,016</b>	<b>828,253</b>
<b>Total Licenses, Fees &amp; Permits</b>	<b>204,460</b>	<b>195,637</b>	<b>8,823</b>	<b>4,422,209</b>	<b>4,334,690</b>	<b>87,519</b>
<b>Total Use of Money &amp; Property</b>	<b>2,244</b>	<b>50,609</b>	<b>(48,365)</b>	<b>302,300</b>	<b>437,705</b>	<b>(135,405)</b>
<b>Federal Sources:</b>						
Section 30	3,252,344	3,239,114	13,230	35,775,784	35,630,258	145,526
Immigration fees	140,435	168,485	(28,050)	1,581,138	1,393,245	187,893
Indirect cost recovery	11,938	9,054	2,883	213,623	207,849	5,774
<b>Total Federal Sources</b>	<b>3,404,717</b>	<b>3,416,654</b>	<b>(11,937)</b>	<b>37,570,544</b>	<b>37,231,352</b>	<b>339,193</b>
<b>Department Charges:</b>						
Agriculture	214	130	84	2,058	2,798	(740)
Police & corrections	0	0	0	75	30	45
Public works	1,375	56,754	(55,379)	242,878	131,406	111,472
Public health	19,051	13,290	5,761	149,031	174,351	(25,320)
Commerce	38,149	15,116	23,033	263,524	244,020	19,504
Other charges	151,305	152,636	(1,331)	917,487	874,489	42,997
<b>Total Department Charges</b>	<b>210,094</b>	<b>237,925</b>	<b>(27,831)</b>	<b>1,575,052</b>	<b>1,427,095</b>	<b>147,958</b>
<b>TOTAL GENERAL FUND REVENUES</b>	<b>\$26,181,924</b>	<b>\$32,832,054</b>	<b>(\$6,650,129)</b>	<b>\$391,893,128</b>	<b>\$436,996,321</b>	<b>(\$45,103,193)</b>

**Note:**

Revenues are based on a modified accrual basis. During the year, revenues are recognized on a cash basis, but at year end an accrual is made for actual collections relating to prior years taxes 60 days after 09/30. ( In accordance with GASB 33 - Accounting Financial Reporting for non-exchange transactions ). Estimates are recorded for the provision for 2008 Refunds & Section 30 is prorated for 12 months

Government Of Guam  
Actual Revenues Compared to Original Estimates  
General Fund  
Eleven Months Ended August 31, 2010

	For the Months			Year-To-Date		
	Estimated	Actual	Favorable (Unfavorable)	Estimated	Actual	Favorable (Unfavorable)
<b>Income taxes:</b>						
Individual	\$2,384,702	\$1,688,676	(\$696,026)	\$78,078,409	\$75,936,468	(\$2,141,941)
Corporation	1,780,901	578,828	(1,202,073)	85,286,482	70,814,846	(14,471,636)
Withholding	17,024,656	11,585,996	(5,438,660)	183,130,436	144,035,275	(39,095,161)
Withholding - COLA	0	8,191	8,191	0	88,403	88,403
Interest & penalties	597,886	424,923	(172,963)	3,508,467	4,168,455	659,988
Provision for refunds	(8,896,737)	(8,896,737)	0	(120,657,694)	(120,657,694)	0
<b>Total Income Taxes</b>	<b>12,891,408</b>	<b>5,389,878</b>	<b>(7,501,530)</b>	<b>229,346,100</b>	<b>174,385,754</b>	<b>(54,960,346)</b>
<b>Business privilege taxes:</b>						
Gross Receipts Taxes	17,446,495	16,799,606	(646,889)	189,908,450	170,541,308	(19,367,142)
<b>Other Taxes:</b>						
Admissions tax	238	250	12	3,476	26,626	23,150
Use tax	316,959	170,675	(146,284)	3,790,523	3,069,334	(721,189)
<b>Total Business Privilege Taxes</b>	<b>17,763,692</b>	<b>16,970,531</b>	<b>(793,161)</b>	<b>193,702,449</b>	<b>173,637,269</b>	<b>(20,065,180)</b>
<b>Total Licenses, Fees &amp; Permits</b>	<b>205,853</b>	<b>204,460</b>	<b>(1,393)</b>	<b>4,760,522</b>	<b>4,422,209</b>	<b>(338,313)</b>
<b>Total Use of Money &amp; Property</b>	<b>27,820</b>	<b>2,244</b>	<b>(25,576)</b>	<b>408,150</b>	<b>302,300</b>	<b>(105,850)</b>
<b>Federal Sources:</b>						
Section 30	3,213,983	3,252,344	38,361	35,353,777	35,775,784	422,007
Immigration fees	248,997	140,435	(108,562)	2,064,393	1,581,138	(483,255)
Indirect cost recovery	129,575	11,938	(117,637)	1,553,816	213,623	(1,340,193)
<b>Total Federal Sources</b>	<b>3,592,555</b>	<b>3,404,717</b>	<b>(187,838)</b>	<b>38,971,986</b>	<b>37,570,544</b>	<b>(1,401,442)</b>
<b>Department Charges:</b>						
Agriculture	130	214	84	3,137	2,058	(1,079)
Police & corrections	10	0	(10)	130	75	(55)
Public works	43,394	1,375	(42,019)	121,919	242,878	120,959
Public health	10,290	19,051	8,761	174,068	149,031	(25,037)
Commerce	11,116	38,149	27,033	241,941	263,524	21,583
Other charges	132,837	151,305	18,468	952,270	917,487	(34,783)
<b>Total Department Charges</b>	<b>197,777</b>	<b>210,094</b>	<b>12,317</b>	<b>1,493,465</b>	<b>1,575,052</b>	<b>81,587</b>
<b>TOTAL GENERAL FUND REVENUES</b>	<b>\$34,679,105</b>	<b>\$26,181,924</b>	<b>(\$8,497,181)</b>	<b>\$468,682,672</b>	<b>\$391,893,128</b>	<b>(\$76,789,544)</b>
<sup>2</sup> 2% General Fund Reserve	(1,108,257)	(1,108,257)	0	(12,190,827)	(12,190,827)	0
<sup>2</sup> Appropriation	\$33,570,848	\$25,073,667	(\$8,497,181)	\$456,491,845	\$379,702,301	(\$76,789,544)

**Note:**  
<sup>1</sup>Revenues are based on a modified accrual basis. During the year, revenues are recognized on a cash basis, but at year end an accrual is made for actual collections relating to prior years taxes 60 days after 09/30. ( In accordance with GASB 33 - Accounting Financial Reporting for non-exchange transactions ). Estimates are recorded for the provision for 2008 Refunds & Section 30 is prorated for 12 months.

<sup>2</sup>Appropriations equal 98% of General Fund Revenues. 2% General Fund Reserve is available to provide for General Fund Reserve.

Approved by: \_\_\_\_\_

Monthly Comparative Reporting Requirement  
Pursuant to §4109 (c) (3) of Title 5 GCA

Pursuant to  
PL 30-55 thru PL 30-  
156\*

Actual Cumulative August 2010\*\*

General Fund

GENERAL FUND EXPENDITURES & ENCUMBRANCES	Expenditures			Encumbrance	
	<u>APPROPRIATIONS</u>	<u>CASH</u> <u>REMITTANCE</u> <u>AMOUNT***</u>	<u>ACCOUNTS</u> <u>PAYABLES</u> <u>AMOUNT</u>	<u>AMOUNT</u>	<u>FUNDS</u> <u>AVAILABLE</u>
<b>EXECUTIVE DIRECTION</b>					
Office of I Maga'lahan Guahan	4,745,076	4,205,624	118,806	291,292	129,355
I Segundu Na Maga'lahan Guahan	1,120,488	984,543	765	9,954	125,225
Guam State Clearinghouse	206,636	167,643	369	4,313	34,311
Bureau of Budget & Management Research	1,292,582	1,132,455	636	4,462	155,030
Civil Service Commission	689,162	392,288	13,519	13,973	269,382
Bureau of Statistics & Plans	1,075,552	893,315	1,670	1,866	178,701
Military Affairs	511,371	360,866	-	12,807	137,698
Public Works	9,036,675	7,447,127	97,740	106,024	1,385,784
Department of Land Management	-	-	-	-	-
Guam Election Commission	759,599	450,216	16,365	122,829	170,189
Commission on Decolonization	89,480	61,795	-	-	27,685
Ancestral Lands Commission	214,739	165,941	5,222	11,809	31,767
Department of Veterans Affairs	311,205	212,930	187	23,606	74,482
Medical Referral Offices	641,788	55,973	-	-	585,815
Chamorro Land Trust Commission	-	-	-	-	-
Contractors License Board	-	-	-	-	-
Professional Engineers', Architects' and Land Surveyors'	-	-	-	-	-
<b>TOTAL</b>	<b>20,694,353</b>	<b>16,530,715</b>	<b>255,279</b>	<b>602,933</b>	<b>3,305,426</b>
<b>PUBLIC SAFETY</b>					
Guam Police Department	24,235,619	20,356,666	40,255	46,361	3,792,337
Guam Fire Department	26,434,183	23,805,502	62,786	132,870	2,433,026
Corrections	15,475,143	13,436,709	204,786	273,554	1,560,095
Youth Affairs	3,510,950	2,863,296	27,059	58,770	561,825
Youth Affairs Nursing and Medication	150,000	-	7,417	17,443	125,140
Youth Affairs Runaway, Homeless or Victims of Abuse Programs	371,677	227,761	-	132,766	11,150
Chief Medical Examiner	389,593	296,012	-	7,728	85,853
<b>TOTAL</b>	<b>70,567,165</b>	<b>60,985,946</b>	<b>342,303</b>	<b>669,491</b>	<b>8,569,426</b>
<b>HOMELAND SECURITY</b>					
Customs and Quarantine	-	-	-	-	-
Civil Defense	-	-	-	-	-
<b>TOTAL</b>	<b>-</b>	<b>-</b>	<b>-</b>	<b>-</b>	<b>-</b>
<b>HEALTH</b>					
Dept. of Public Health & Social Services	14,684,586	9,901,007	264,556	1,110,247	3,408,776
MIP/Medicaid Program (DPH&SS)	30,468,400	16,166,902	16,874	12,425	14,272,198
Public Assistance Programs (DPH&SS)	2,629,359	1,938,426	-	-	690,933
Dept. of Public Health & Social Services Community Health Centers	-	-	-	-	-
Catastrophic Illness Asst. Program (DPH&SS)	-	-	-	-	-
Mental Health and Substance Abuse	9,722,097	7,949,608	106,667	723,878	941,944
Mental Health and Substance Abuse Outsourcing Services Providing Drug & Alcohol Detoxication, Rehab & Prevention	883,200	695,757	-	160,947	26,496
Mental Health and Substance Abuse New I Famagu'on-Ta Wraparound Care Teams	171,862	10,274	-	-	161,588
Dept. of Integ. Services for Indiv. With Dis.	1,030,257	639,858	19,813	38,449	332,137
<b>TOTAL</b>	<b>59,589,761</b>	<b>37,301,833</b>	<b>407,910</b>	<b>2,045,946</b>	<b>19,834,072</b>
<b>EDUCATION</b>					
Department of Education Operations	174,986,508	150,802,258	-	-	24,184,250
Department of Education Textbooks	2,000,000	1,940,000	-	-	60,000
DOE Principals Mentorship Program	100,000	-	97,000	-	3,000
DOE Contractual Services	12,096	-	5,984	-	6,112
Department of Education Office of the Education Suruhanu	176,114	109,711	356	898	65,149

General Fund

	Expenditures			Encumbrance AMOUNT	FUNDS AVAILABLE
	CASH REMITTANCE AMOUNT***	ACCOUNTS PAYABLES AMOUNT			
<b>GENERAL FUND EXPENDITURES &amp; ENCUMBRANCES</b>	<b>APPROPRIATIONS</b>				
University of Guam	27,730,166	18,311,354	8,263,389		1,155,423
UOG Growth Initiatives	1,200,000	900,000	200,000		100,000
UOG Scholarships (SSFAP)	2,550,670	1,913,003	425,112		212,556
A.C. Yamashita Ed. Corps.	1,238,127	928,595	206,355		103,177
Guam Community College	13,278,499	9,443,430	2,363,366		1,471,704
Guam Public Library	1,235,587	1,002,774	26,200	44,854	161,758
PBS Guam	500,094	459,945			40,149
<b>TOTAL</b>	<b>225,007,861</b>	<b>185,811,068</b>	<b>11,587,761</b>	<b>45,753</b>	<b>27,563,279</b>
<b>UTILITIES</b>	-	-	-	-	-
<b>TOTAL</b>	-	-	-	-	-
<b>FINANCE &amp; ADMINISTRATION</b>					
Department of Administration	7,653,804	6,630,053	165,883	321,696	536,173
Government Claims Fund	100,000	97,000			3,000
Government Annual Single Audit	353,656	351,000	-	2,656	-
Training & Continuing Education of Government Public Accountants	-	-	-	-	-
CHILD IN CUSTODY - 19 GCA §5116	684,170	459,686	-	3,683	220,801
<b>TOTAL</b>	<b>8,791,630</b>	<b>7,537,738</b>	<b>165,883</b>	<b>328,035</b>	<b>759,974</b>
<b>REVENUE &amp; TAXATION</b>					
Department of Revenue & Taxation	8,742,194	7,155,577	147,092	23,678	1,415,848
Recruitment of Critical Personnel in the Area of Tax Enforcement & Collection Operations	652,938	31,096			621,842
<b>TOTAL</b>	<b>9,395,132</b>	<b>7,186,673</b>	<b>147,092</b>	<b>23,678</b>	<b>2,037,689</b>
<b>JUSTICE</b>					
Department of Law	8,249,425	5,708,074	140,337	129,589	2,271,425
<b>TOTAL</b>	<b>8,249,425</b>	<b>5,708,074</b>	<b>140,337</b>	<b>129,589</b>	<b>2,271,425</b>
<b>NATURAL RESOURCES</b>					
Guam Environmental Protection Agency	-	-	-	-	-
Department of Agriculture	2,531,289	1,863,911	1,946	3,418	662,014
<b>TOTAL</b>	<b>2,531,289</b>	<b>1,863,911</b>	<b>1,946</b>	<b>3,418</b>	<b>662,014</b>
<b>LABOR</b>					
Worker's Compensation Fund	798,593	628,121	183,265		(12,793)
Department of Labor	1,134,130	1,027,668	57,721	39,629	9,113
Agency for Human Resources Dev. (Federal)	-	-	-	-	-
<b>TOTAL</b>	<b>1,932,723</b>	<b>1,655,788</b>	<b>240,986</b>	<b>39,629</b>	<b>(3,680)</b>
<b>TOURISM &amp; CULTURE</b>					
Guam Visitors Bureau	100,000	-	-	-	100,000
Guam Council on the Arts and Humanities	331,658	182,145			149,513
Department of Chamorro Affairs	1,134,528	640,183	13,499	150,422	330,424
<b>TOTAL</b>	<b>1,566,186</b>	<b>822,328</b>	<b>13,499</b>	<b>150,422</b>	<b>579,938</b>
<b>HOUSING &amp; ECONOMIC DEVELOPMENT</b>					
DOA Administration Housing	-	-	-	-	-
<b>TOTAL</b>	-	-	-	-	-

Monthly Comparative Reporting Requirement  
Pursuant to §4109 (c) (3) of Title 5 GCA

Pursuant to  
PL 30-55 thru PL 30-  
156\*

Actual Cumulative August 2010\*\*

General Fund

GENERAL FUND EXPENDITURES & ENCUMBRANCES TRANSPORTATION	APPROPRIATIONS	Expenditures		Encumbrance AMOUNT	FUNDS AVAILABLE
		CASH REMITTANCE AMOUNT***	ACCOUNTS PAYABLES AMOUNT		
<b>TOTAL</b>	-	-	-	-	-
<b>RECREATION</b>					
Department of Parks & Recreation	2,865,482	2,462,372	4,817	28,884	369,409
<b>TOTAL</b>	2,865,482	2,462,372	4,817	28,884	369,409
<b>RESERVED (JUDICIAL/LEGISLATIVE/OTHER) LEVELS</b>					
Mayor's Council of Guam	7,512,569	5,794,126	57,668	158,627	1,502,149
Guam Legislature	7,285,000	6,677,917	607,083	-	-
Guam Legislature (Office of Finance and Budget)	428,567	428,567	-	-	-
Unified Judiciary	21,618,466	17,315,390	2,501,539	-	1,801,537
Public Defender	3,150,194	2,891,557	258,637	-	-
Office of Public Accountability	1,226,349	918,053	-	-	308,296
Guam Regional Transit Authority	1,309,242	827,559	183,480	259,860	38,343
Retirement Fund	18,330,774	16,755,484	-	-	1,575,290
<b>TOTAL</b>	60,861,161	51,608,652	3,608,407	418,487	5,225,615
<b>MISCELLANEOUS APPROPRIATIONS</b>					
WERI (Guam Hydro. Survey)	192,307	160,256	16,026	-	16,026
WERI (Water Resource Monitoring)	163,817	136,514	13,651	-	13,651
Aquaculture Development and Training Center	131,846	109,872	10,987	-	10,987
UOG - Northern & Southern Soil & Water Conservation District Programs	157,720	131,433	13,143	-	13,143
UOG - KPRG Ops	94,176	86,328	-	-	7,848
UOG - Hero Scholarship Program	-	-	-	-	-
GCC - LPN & Voc Guidance Programs	644,209	520,740	52,074	-	71,395
GCC - Apprenticeship Programs	-	-	-	-	-
Retirement (Medical Premiums)	700,000	700,000	-	-	-
Retirement (Judges Annuities)	458,448	420,244	-	-	38,204
Retirement (Gov./Lt. Gov. Pensions)	145,000	132,924	-	-	12,076
Judiciary - Northern Satellite Courts	748,277	685,927	-	-	62,350
Judiciary - Court Appt. Fees	800,000	800,000	-	-	-
Judiciary - Drug Courts	656,562	601,854	-	-	54,708
Administration (COLA)	6,490,000	6,765,267	-	-	(275,267)
Administration (Supplemental Annuity Benefits Special Fund)	11,736,120	11,736,120	-	-	-
Administration (Medical/Dental & Life Cost Pool)	4,201,545	3,471,069	-	-	730,476
Administration (Power Utility Cost Pool)	5,540,521	5,107,950	-	372,025	60,546
Administration (Water Utility Cost Pool)	1,424,750	1,138,381	-	286,369	-
Administration (Utility Cost Account to pay GPA for Operation of Public Streetlights)	884,250	392,293	-	491,957	-
Off-Island Residential Treatment Fund (DOA)	1,200,000	958,264	-	175,822	65,914
BBMR (Vacancy Cost Pool)	1,967,286	-	-	-	1,967,286
Mayor's Council (MAINTENANCE & BEAUTIFICATION OF VILLAGE SECONDARY & TERTIARY ROADS & OTHER REQUIREMENTS)	1,036,026	609,909	50,695	217,458	157,965
Mayor's Council (EXPENDE FOR APPROVED PLANS ON PUBLIC SAFETY & SOCIAL EDUCATION THAT ENFORCE ALCOHOL REGULATIONS ETC.)	447,375	171,805	14,712	92,040	168,818
Mayor's Council (Island-Wide Beautification)	470,921	228,993	36,846	101,521	103,560
Mayor's Council (COMMUNITY DEVELOPMENT FUND FOR GPSS GROUNDS MAINTENANCE)	474,720	116,263	34,099	139,387	184,971
Mayor's Council (RELOCATION OF PUBLIC STREETLIGHTS IN THE VILLAGES)	100,000	-	-	-	100,000
Mayor's Council (FOR REPAIRS OF THE ROLLING DOOR AT THE AGANA HEIGHTS GYMNASIUM)	8,000	-	-	-	8,000

Monthly Comparative Reporting Requirement  
Pursuant to §4109 (c) (3) of Title 5 GCA


Pursuant to  
PL 30-55 thru PL 30-  
156\*

Actual Cumulative August 2010\*\*

General Fund

GENERAL FUND EXPENDITURES & ENCUMBRANCES	APPROPRIATIONS	Expenditures		Encumbrance AMOUNT	FUNDS AVAILABLE
		CASH REMITTANCE AMOUNT***	ACCOUNTS PAYABLES AMOUNT		
OPA (Procurement Appeals Div.)	-	-	-	-	-
Agriculture (Animal Shelter)	100,000	61,500	-	20,500	18,000
GMHA Pharmaceutical Fund	12,839,909	9,705,154	185,421		2,949,334
GUAM COMMISSION FOR EDUCATOR CERTIFICATION	276,560	177,202	2,130	8,702	88,526
<b>TOTAL</b>	<b>54,090,345</b>	<b>45,126,262</b>	<b>429,784</b>	<b>1,905,782</b>	<b>6,628,517</b>
<b>CONTINUING APPROPRIATIONS</b>					
1993 General Obligation Bonds Series A	-	-	-	-	-
Limited Obligation Highway Refunding Bond 2001	-	-	-	-	-
Limited Obligation (Section 30) Bond, Series 2001A	9,822,288	9,822,288			1
Limited Obligation Infrastructure Improvement Bonds, 1997 Series A	-	-	-	-	-
2008 SHORT TERM FINANCING (GF/SECTION 30)	4,202,213	3,509,584			692,629
2002 Short Term Financing	1,281,818	1,281,818			(0)
<b>TOTAL</b>	<b>15,306,319</b>	<b>14,613,690</b>	<b>-</b>	<b>-</b>	<b>692,629</b>
<b>GRAND TOTAL</b>	<b>541,448,832</b>	<b>439,215,051</b>	<b>17,346,003</b>	<b>6,392,045</b>	<b>78,495,732</b>

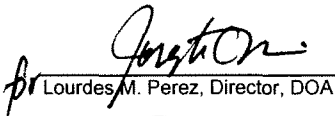
Certified By:



SEP 20 2010


Bertha M. Duenas, Director, BBMR

Date

  
Lourdes M. Perez, Director, DOA

9-20-10

Date

  
Arterio B. Ilegan, Director, DRT

9/21/10

Date

\*Provided by BBMR pursuant to PL 30-55 thru PL 30-156.

\*\*Preliminary numbers provided by DOA to exclude X & Z accounts, system run date as of 09/17/2010.

\*\*\*Includes check writes against General Fund, but not paid and payments made pending "transfers in" to the General Fund from other fund accounts.